

AG600LH



- 10 year warranty on positioning accuracy
- Linear Motor (X/Y/Z axis)
- Linear scale (X/Y/Z axis)
- Ceramic components
- Linear motorcooling unit
- Remote controller
- Automatic tank door
- Improved Ease of Operation
- LN2W generator
- High speed electrolysis free circuit
- SODICK Fine Corner Control
- Energy saving circuit
- FTII (Fine pick-up function)
- Automatic water level control
- Super jet AWT (Automatic wire threader)
- Wire end remover
- Dielectric cooling unit
- Voltage stabiliser
- LAN interface
- 15 TFT colour screen
- USB port

Technical Specifications


Max. workpiece weight (kg)	1000
Max. workpiece dimensions (W x D x H, mm)	830 x 590 x 500
X/Y/Z axis travel (mm)	600 x 400 x 500
U/V axis travel	120 x 120
Taper angle	±25°
Wire diameter (mm)	Ø 0.10~ Ø 0.30
Wire tension (N)	3 ~ 23
Max. wire speed (mm/sec)	420
Distance from floor to table top (mm)	995
Controlled axis	5
Machine tool dimensions (W x D x H, mm)	2900 x 2840 x 2690
Machine installation dimensions (mm)	3900 x 4000
Machine weight (kg)	5350
Worktank dimensions (W x D, mm)	1000 x 790

Options

Jumbo feeder
HTP high-voltage circuit
Taper flex 45 (for taper cutting up to 45°)
L-Cut (Wire chopper)
Esprit CAM Software offline
LP2WH Generator
Oscilloscope
Automation System: workpiece changer, electrode changer and robots
8-axis Simultaneous Control (Factory option)
Left handed CNC specification (Factory option)

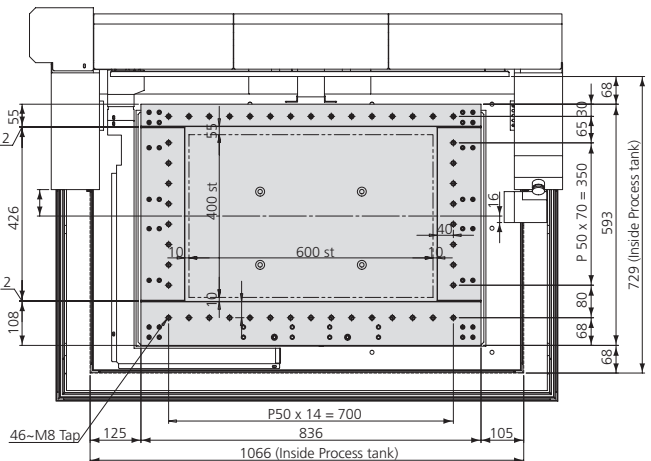
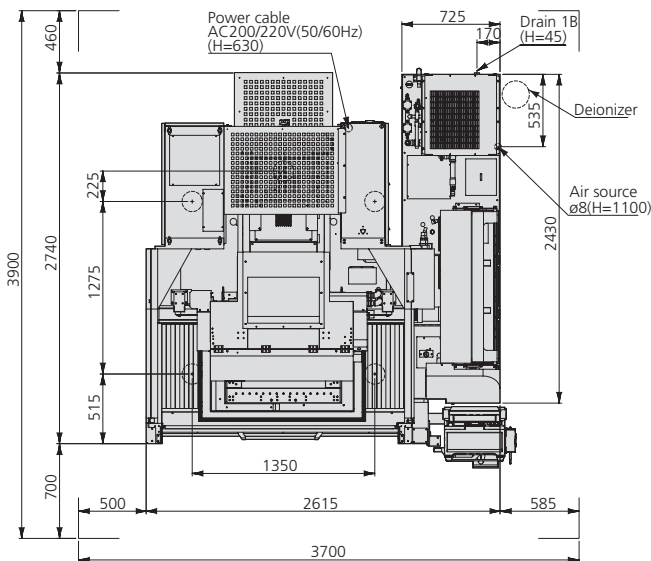
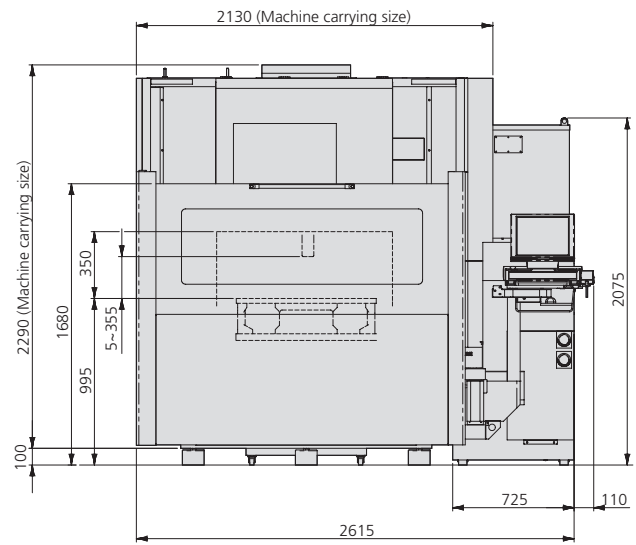
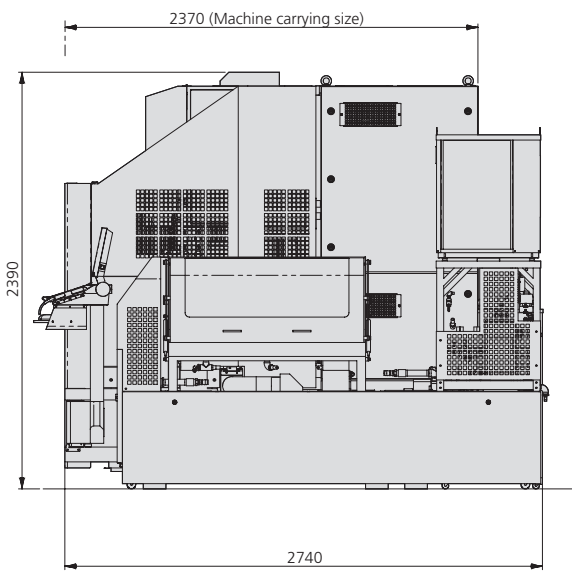
Dielectric Tank

External dim. (W x D x H, mm)	975 x 2430
Weight (empty, kg)	630
Capacity (l)	1080
Filtration method	3 replaceable paper filters



Side View

Front View



Top View

Arbeits Tisch

All CE spec machines have external transformer with dimension of ca. 650 x 460 x 540 mm

Sodick

create your future

Sodick Europe Ltd.

Rowley Drive, Baginton
Coventry, CV3 4FG
United Kingdom

Phone +44 (0) 24 7621 4314
Fax +44 (0) 24 7630 5680

Sodick Contact

email europe@sodick.eu.com
online www.sodick.org