

AG600L



The 5th Generation Linear EDM


- 10 year warranty on positioning accuracy
- Linear motor (X, Y, U, V axis)
- Absolute linear scales (X, Y, U, V axis)
- Ceramic components
- Linear motor cooling unit
- Remote controller
- 3-sided rise and fall work tank
- Improved ease of operation
- High speed electrolysis free circuit
- SODICK Fine Corner Control
- Energy saving circuit
- FTII (Fine pick-up function)
- Automatic water level control
- Super jet AWT (Automatic wire threader)
- Wire end remover
- Dielectric cooling unit
- Voltage stabiliser
- LAN interface
- 15" TFT screen
- USB port
- Work light

Technical Specifications

Max. workpiece weight (kg)	1000
Max. workpiece dimensions (W x D x H, mm)	800 x 570 x 340
X/Y/Z axis travel (mm)	600 x 400 x 350
U/V axis travel	120 x 120
Taper angle at 120 mm height	±25° (±45°: option)
Wire diameter (mm)	ø 0.1 ~ 0.3
Wire tension (N)	3 ~ 23
Max. wire speed (mm/s)	420
Distance from floor to table top (mm)	995
Controlled axis	5
Machine tool dimensions (W x D x H, mm)	2615 x 2740 x 2390
Machine installation dimensions (mm)	3700 x 3900
Machine weight (kg)	5200

Options

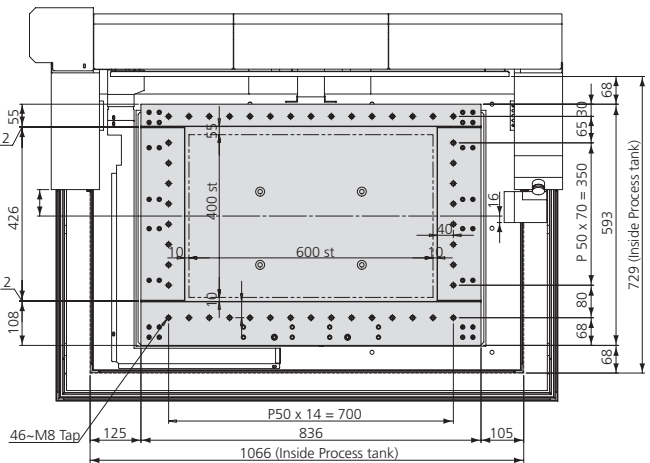
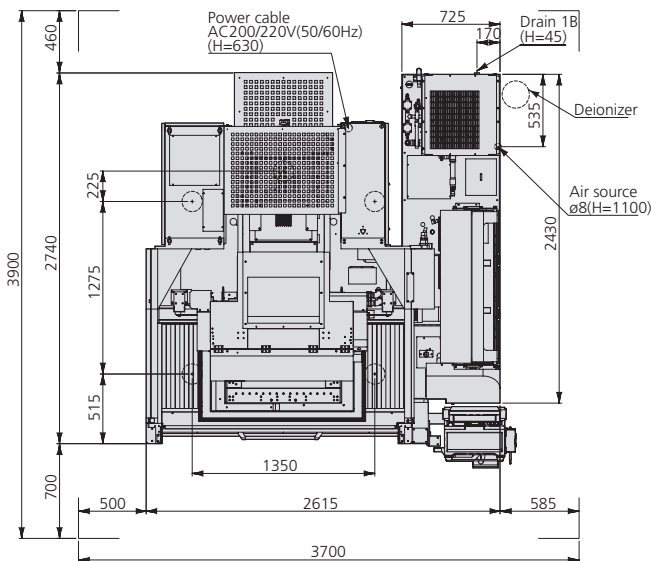
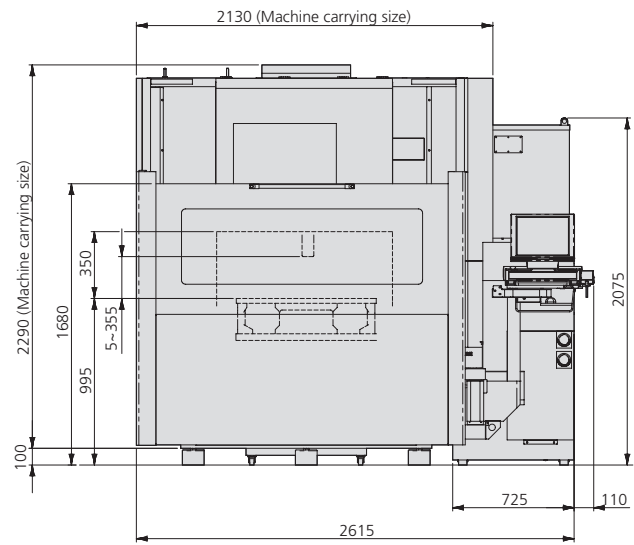
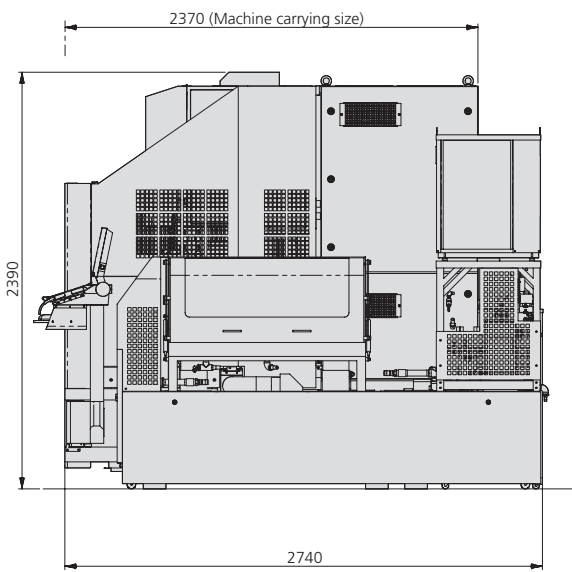
Jumbo feeder	0.07 / 0.05 mm wire spec (Factory option)
HTP high voltage circuit	Oscilloscope
Taper flex 45 (for taper cutting up to 45°)	Automation System: work piece changer, electrode changer and robots
L-Cut (Wire chopper)	Custom colour
Esprit CAM software offline	8-axis simultaneous control (Factory option)
WS4P/5P rotary table (indexing or simultaneous movement)	Left handed CNC specification (Factory option)



AG600L

Side View

Front View



Top View

Work Table

All CE spec machines have external transformer with dimension of ca. 650 x 460 x 540mm



create your future

Sodick Europe Ltd.

Rowley Drive, Baginton
Coventry, CV3 4FG
United Kingdom

Phone +44 (0) 24 7621 4314
Fax +44 (0) 24 7630 5680

Sodick Contact

email europe@sodick.eu.com
online www.sodick.org